




LESSON: Beautiful World of Birds

WORKSHEET - 2

RESOURCE PERSON: Ms. Nikkhath Thouseef

NAME: _____ CLASS: III SEC: _____ DATE: _____

I. Dora's Bird Park Adventure




Hello! I'm Dora the Explorer!
Today I'm at the Bird Park.
Birds are special because each one builds its own kind of nest, makes different sounds and has a unique way of living. I am excited to go and see so many amazing birds.
Join me on this journey!

A. "Look! There's a duck! Let's find out more about it together"

1. Can you see its wide toes? The feet of the duck look wide and spread out like a fan. They use these special toes to paddle in the water. What are they called?

2. Splash! The duck dives into the pond, but its feathers are still dry. Amazing! Why don't they get wet?



3. Birds like ducks, swans and geese live in water. They are called _____ birds.


4. Ducks have a small oil gland near their tail. What is it used for?

B. "Wow! A beautiful nest is hanging from a tree branch. Let's find out more."

1. This clever bird is known for weaving strong, hanging nests.
Name the bird which makes this hanging nest.

2. What materials does it use to weave its nest?


3. The bird is strong. Its nest cannot be destroyed by strong winds. It makes such a strong nest to protect its
_____ and _____ from wind, rain and predators.



C. "Tap-tap-tap! I hear a bird pecking the tree. Let's learn more about this amazing bird."

1. This bird is famous for tapping trees to find food and make its nest. What is the name of this bird?

2. The bird uses its strong, _____ beak to make a big hole in the tree trunk.



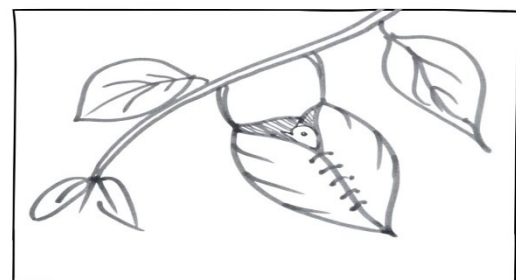
D. "Shhh! Look carefully, I see a tiny bird sitting safely between two leaves."

1. Identify this small and smart bird.

2. How does this bird make its nest?

3. The materials used to make its nest are:

_____.



Fantastic! You helped me learn so much about birds today! You earn a **"Junior Bird Explorer Badge"** for completing this adventure!